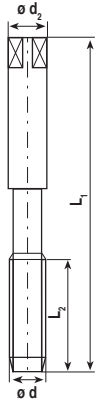
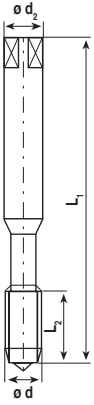


DIN 371

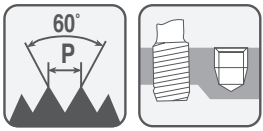
DIN 376



Codice Articolo

FORM

FORM-Y



Tol  
Mat  
Imbocco

	NEUTRO	TiN
Tol	<b>2BX</b>	<b>2BX</b>
Mat	HSS-E	HSS-E
Imbocco	<b>C</b>	<b>C</b>

L1	L2	d2	∅	Preforo	mm	d x p		
70	12	6	4.9	4.5	4.82	<b>Nr 10 - 32</b>	39,77	45,91
80	16	7	5.5	6	6.35	<b>Nr 1/4 - 28</b>	45,45	54,77
90	18	8	6.2	7.5	7.94	<b>Nr 5/16 - 24</b>	52,27	61,59
100	16	7	5.5	9.1	9.53	<b>Nr 3/8 - 24</b>	59,09	70,45

